

# FINANCIAL FEED

2024.Q2



Time to  
Overhaul  
Your  
Benefits  
Package?

PAGE 10





# FINANCIAL FEED 2024.Q2

With economic hurdles still on the horizon, 2024 is shaping up to be a pivotal year for many businesses. As we recover from the Great Resignation, employee retention has never been more important to a business' bottom line. In addition, businesses are seeking new ways to streamline cash flow, increase operational efficiencies, and retain clients. As your reliable banking partner, we look forward to providing counsel and helping decision makers manage their businesses with confidence. We have created the Financial Feed to provide our market with valuable insights on the future of finance. We hope these findings help you conquer potential challenges and capitalize on opportunities.



▶ ON THE COVER

## 10 WHEN TO OVERHAUL YOUR HR BENEFITS PACKAGE FOR EMPLOYEES

For many job-seekers, money is no longer enough. Is it time for your businesses to start building a better benefits package to attract top talent?

- 01 FROM THE BEIGE BOOK: NATIONAL AND REGIONAL SUMMARIES**  
Known as the Beige Book, this report is published by the Federal Reserve and documents national economic conditions.
- 06 EXPERT COMMENTARY: A DEMOGRAPHIC EXPLANATION FOR THE EXTRAORDINARY US ECONOMY**  
As the economy continues to confound the experts and forecasts for rate cuts are repeatedly pushed forward on the calendar, Paul Dickson, HTLF Director of Research, delves into the demographics of "The Great Moderation."
- 15 EXPERT COMMENTARY: HOW EMPLOYEE RETENTION IMPACTS ORGANIZATIONAL HEALTH**  
Navigating the challenges of employee retention requires understanding that taking care of employees' well-being creates a loyal, effective team. Paul Dadlez, HTLF Director of Wealth Strategy, speaks to the value of engaging with your employees through support in and out of the office.
- 19 WHY SMALL BUSINESSES NEED CREDIT CARDS**  
A business card can alleviate both expected and unexpected financial circumstances. Consider looking at card options that are tailored to your business and especially cards that are specifically designed to improve your cash flow— like our Small Business Card.
- 22 EXPERT COMMENTARY: FINANCIAL PLANNING FOR NEW BUSINESS OWNERS**  
Don't underestimate how much cash your business needs to operate! Chris LeFever, HTLF Director of Business Banking, shares insights for new business owners to get a head start on their financial planning.

## From the Beige Book

### Overall Economic Activity

Economic activity increased slightly, on balance, since early January, with eight Districts reporting slight to modest growth in activity, three others reporting no change, and one District noting a slight softening. Consumer spending, particularly on retail goods, inched down in recent weeks. Several reports cited heightened price sensitivity by consumers and noted that households continued to trade down and to shift spending away from discretionary goods. Activity in the leisure and hospitality sector varied by District and segment; while air travel was robust overall, demand for restaurants, hotels, and other establishments softened due to elevated prices, as well as to unusual weather conditions in certain regions. Manufacturing activity was largely unchanged, and supply bottlenecks normalized further. Nevertheless, delivery delays for electrical components continued. Ongoing shipping disruptions in the Red Sea and Panama Canal did not generally have a notable impact on businesses during the reporting period, although some contacts reported rising pressures on international shipping costs. Several reports highlighted a pickup in demand for residential real estate in recent weeks, largely owing to some moderation in mortgage rates, but noted that limited inventories hindered actual home sales. Commercial real estate activity was weak, particularly for office space, although there were reports of robust demand for new data centers, industrial and manufacturing spaces, and large infrastructure projects. Loan demand was stable to down, and credit quality was generally healthy despite a few reports of rising delinquencies. The outlook for future economic growth remained generally positive, with contacts noting expectations for stronger demand and less restrictive financial conditions over the next 6 to 12 months.

The outlook for future economic growth remained generally positive, with contacts noting expectations for stronger demand and less restrictive financial conditions over the next 6 to 12 months.

### Labor Markets

Employment rose at a slight to modest pace in most Districts. Overall, labor market tightness eased further, with nearly all Districts highlighting some improvement in labor availability and employee retention. Businesses generally found it easier to fill open positions and to find qualified applicants, although difficulties persisted attracting workers for highly skilled positions, including health-care professionals, engineers, and skilled trades specialists such as welders and mechanics. Wages grew further across Districts, although several reports indicated a slower pace of increase. Employee expectations of pay adjustments were reportedly more in line with historical averages.

### Prices

Price pressures persisted during the reporting period, but several Districts reported some degree of moderation in inflation. Contacts highlighted increases in freight costs and several insurance categories, including employer-sponsored health insurance. Nevertheless, businesses found it harder to pass through higher costs to their customers, who became increasingly sensitive to price changes. The cost of many manufacturing and construction inputs, such as steel, cement, paper, and fuel, reportedly fell in recent weeks. ▲

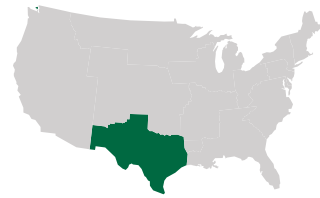


Financial Feed is published as a service for the friends and customers of

**First Bank & Trust, a division of HTLF Bank**  
877.280.1864 | firstbanktexas.com

Information contained in this newsletter comes from a range of experts and sources. If you have any questions about specific content, contact the bank.


HTLF Bank is MEMBER FDIC and EQUAL HOUSING LENDER



## From the Beige Book Federal Reserve Bank of Dallas

### Summary of Economic Activity

The Eleventh District economy expanded modestly, with activity in most sectors holding steady or experiencing slight to modest growth. Employment rose modestly, and wages grew at an average pace. Input costs grew moderately. Selling prices rose at an average rate in the service sector but were flat in manufacturing. Demand for nonprofit services remained solid. Overall, Texas firms were more bullish on demand expectations than last quarter, with more than half expecting demand to increase over the next six months, up from 38 percent in November 2023. Overall outlooks were less pessimistic, although geopolitical instability and heightened domestic policy uncertainty were cited as key headwinds.



One contact said they were holding on to some workers with suboptimal performance due to a tight labor market.

### Labor Markets

Employment expanded modestly over the past six weeks. Labor availability improved, though contacts continued to cite difficulty in filling certain positions, particularly truck drivers, mechanics, engineers, health care professionals, and machinists. One contact said they were holding on to some workers with suboptimal performance due to a tight labor market.

Wage growth was moderate across most sectors. Staffing firms cited some reprieve in wage pressures. One food manufacturer noted paying above-average wages and offering more flex time to retain staff, while a professional and business services firm said they have been able to retain employees without giving raises by offering them the ability to work remotely.



### Prices

Input costs rose moderately. Selling prices rose at an average pace in the service sector but prices were flat for manufactured goods. Airfares rose in response to higher costs, and unplanned refinery outages in the Midwest and on the Gulf Coast placed modest upward pressure on fuel prices. Home prices were flat to up. Auto dealers reported lower prices for vehicles, and many energy contacts expect the level of oilfield services prices to ease slightly this year.

Selling prices rose at an average pace in the service sector but prices were flat for manufactured goods.

### Manufacturing

Texas manufacturing activity stabilized in February after contracting sharply in January. New orders rose after 20 months of decline. Weakness was concentrated in durables, particularly metals manufacturing in part due to competition from imports. Demand for and output of nondurables rose, led by growth in food manufacturing. New orders for basic chemicals and plastics ticked up slightly in January, while petrochemical manufacturers noted sluggish industrial demand, stemming from weakness in demand for construction-related products and aluminum. Utilization rates dipped as refineries along the Gulf Coast experienced unexpected outages during the reporting period. Overall, manufacturing outlooks remained negative, though pessimism waned.

### Retail Sales

Retail sales somewhat stabilized in February after having weakened notably in January. Durable goods wholesalers and construction-related retailers saw a pickup in demand, while nonstore retailers and auto dealers noted declining sales and higher inventories. Retail outlooks remained pessimistic, though uncertainty in outlooks subsided somewhat.

source: [federalreserve.gov/monetarypolicy/beigebook202402-dallas.htm](https://www.federalreserve.gov/monetarypolicy/beigebook202402-dallas.htm)

These links are being provided as a convenience and for informational purposes only; they do not constitute an endorsement or an approval by HTLF of any of the products, services or opinions of the corporation or organization or individual. HTLF bears no responsibility for the accuracy, legality or content of the external site or for that of the subsequent links. Contact the external site for answers to questions regarding its content and privacy rules.



## Construction and Real Estate

Home sales rose during the reporting period, and contacts noted that the spring selling season was generally off to a good start. Cancellation rates were down, buyer incentives were less prevalent, and builders said they were raising prices slightly in some markets. Outlooks were positive, although contacts cited economic and political uncertainty, diminished affordability, and tight lending for loans as headwinds.

Activity in commercial real estate held steady during the reporting period. Apartment leasing was solid, but rents were flat to down as new supply continued to outpace demand. Office leasing remained weak; vacancy rates were elevated, and concessions remained widespread. A few contacts noted that tenants were screening the landlord's credit before leasing up space. Industrial demand was solid and in line with pre-pandemic averages. Outlooks were mixed, with economic uncertainty, high capital costs, and tight credit standards cited as deterrents to launching new projects or attracting investors.

## Energy

Oilfield activity held steady during the reporting period. Oil and gas production ticked up, but only modest increases in production were expected over the next few quarters as firms seek opportunities to consolidate. Overall, contacts expect U.S. oil production growth to slow notably this year.

Tighter supplies of cattle continued to push up prices, while crop prices moved down over the past six weeks amid increased production expectations.

## Agriculture

Drought conditions receded further in Texas but remained prevalent in southern New Mexico. Recent rainfall improved pasture conditions, refilled ponds, and boosted crop prospects. Tighter supplies of cattle continued to push up prices, while crop prices moved down over the past six weeks amid increased production expectations. Farmers cited high input costs and weak crop prices as a concern and noted that above-average yields will be needed this year to break even. An increase in cotton acreage could be seen as farmers may favor cotton over grain crops due to a relatively more favorable price.

## Community Perspectives

Nonprofits reported continued elevated demand for services, as lower-income households faced increased difficulty in making ends meet. There were also reports of an uptick in white-collar professionals seeking financial assistance. Housing affordability remained a widespread concern, and contacts said in some instances multiple generations were living together in order to pay for housing costs. Contacts said that along the Texas-Mexico border, there was a need for migrant housing beyond the temporary assistance provided by FEMA. Mental health was cited as a growing need among youth.

For more information about District economic conditions visit: [dallasfed.org/research/texas](https://dallasfed.org/research/texas). ▲



## HIGHLIGHTS BY FEDERAL RESERVE DISTRICT

### Boston

Economic activity increased at a slow pace, and employment gains were modest. Output prices increased slightly, and wage growth held steady at a moderate pace. Residential realtors expressed growing optimism as both property listings and pending home sales increased. Uncertainty persisted concerning the fate of maturing office property loans, but the outlook for the sector did not worsen.

### New York

Regional economic activity flattened after a period of sustained weakness. Labor market conditions remained solid as employment grew slightly and wage growth picked up to a moderate pace. Labor demand and labor supply continued to come into better balance. Consumer spending declined modestly.

### Philadelphia

Business activity resumed a slight decline during the current Beige Book period — as it had for most of 2023. Employment grew slightly, and labor availability improved. Wage and price inflation subsided further, but housing affordability continues to squeeze consumers, especially those in lower-income households.

### Cleveland

District business activity increased slightly. Some firms noted increased labor availability, reduced turnover, and easing wage pressures. Some manufacturers raised prices to cover higher costs, while some restaurateurs planned to absorb them. Business services firms continued to raise rates based on market conditions.

### Richmond

The regional economy saw little growth, overall. Consumer spending softened slightly as poor weather conditions over the last several weeks led to reduced sales. Imports and shipments of consumer goods picked up as retailers replenished inventories. Domestic manufacturing softened, however. Real estate market activity improved slightly. Employment rose and price growth was unchanged, keeping inflation moderately elevated.

### Atlanta

Economic activity was little changed. Labor markets and wage pressures eased. Consumers remained cost conscious, and higher prices squeezed household budgets. Travel and tourism remained strong. Home sales declined. Commercial real estate conditions slowed. Manufacturing slowed somewhat.

### Chicago

Economic activity increased modestly. Employment increased modestly; nonbusiness contacts saw a modest increase in activity; business spending increased slightly; manufacturing activity was flat; and construction and real estate and consumer spending declined slightly. Prices and wages rose moderately, while financial conditions tightened modestly.

### St. Louis

Economic activity has increased slightly since our previous report. Contacts reported that consumer demand slowed beyond seasonal norms. While labor markets remain tight overall, an increasing number of firms reported being fully staffed or overstaffed relative to consumer demand. Price growth has slowed in recent months.

### Minneapolis

District economic activity was up slightly. Employment grew some, but labor demand softened. Wage pressures continued to moderate, and prices rose modestly. Consumer spending declined slightly, thanks to slow winter tourism. Manufacturing, mining, and energy activity increased.

### Kansas City

Economic activity was stable. Job gains were modest, and wage growth, while elevated, was tied closer to worker performance. Price sensitivity rose among consumers, even as prices rose moderately. Commercial real estate contacts indicated skepticism around recent appraisals of property valuation.

### Dallas

Economic activity expanded modestly, with most sectors holding steady or experiencing slight to modest growth. Wage growth was moderate, and input cost and selling price growth was generally average. Texas firms were more bullish on demand expectations than late last year, with more than half of the firms' expecting increases over the next six months.

### San Francisco


Economic activity grew slightly, employment levels rose slightly, and price and wage growth eased. Retail sales were stable, and demand for services grew modestly. Demand for manufactured products changed little, and conditions in agriculture were stable. Real estate activity rose slightly overall. Financial sector conditions were little changed. ▲

*Note: This report was prepared at the Federal Reserve Bank of San Francisco based on information collected on or before February 26, 2024. This document summarizes comments received from contacts outside the Federal Reserve System and is not a commentary on the views of Federal Reserve officials.*



# A Demographic Explanation for the Extraordinary US Economy

By Paul Dickson  
SVP, HTLF Director of Research

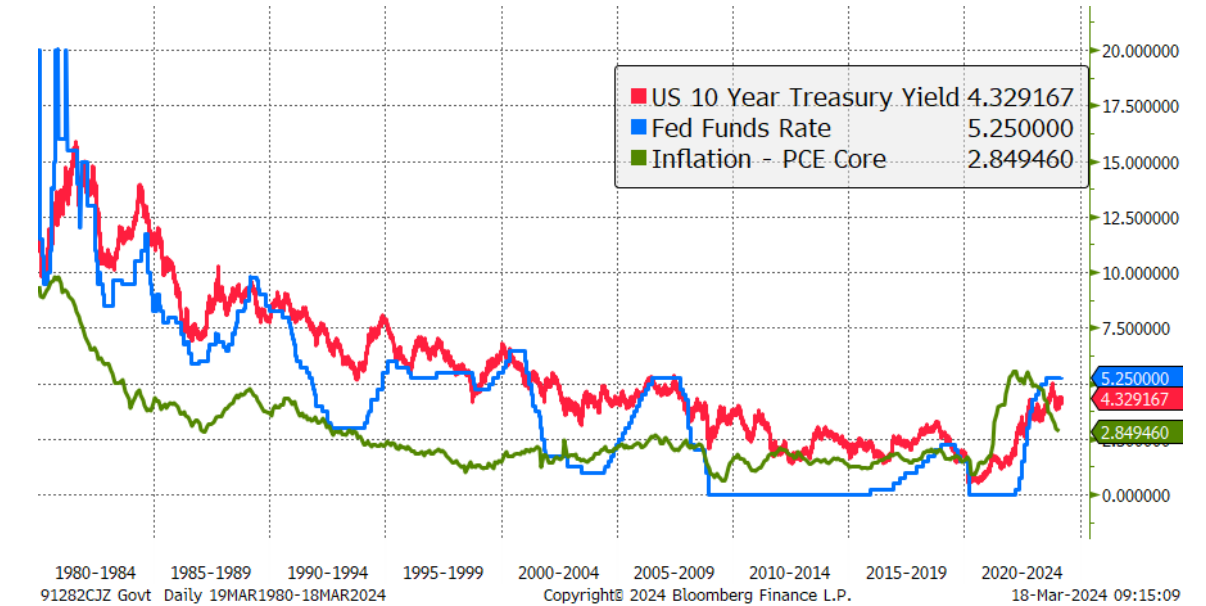


Since the Pandemic, renowned economists and top policymakers have been consistently wrong in their forecasts for the U.S. economy. The Federal Reserve (“the Fed”) believed that pandemic-induced shortages were responsible for an inflation spike that would only be “transitory” and quickly fade away. Rather, inflation ran wild necessitating the most dramatic interest rate hikes in 40 years. Those rate hikes were supposed to have caused a recession last year, according to most economists. Instead, 2023 was a year of remarkable growth, accompanied by surprising gains in employment. So far in 2024 the economy continues to confound the experts and forecasts for rate cuts are repeatedly pushed forward on the calendar.

Until this most recent bout of inflation the U.S. economy was characterized as going through a halcyon period known as “The Great Moderation” in which inflation and interest rates had been trending lower each business cycle since the early 1980s. In the aftermath of the Global

*This information discusses general economic and market activity and is presented for informational purposes only and should not be construed as investment advice. The statements and opinions expressed in this article herein are those of the author as of the date of the article and are subject to change. Content and/or statistical data may be obtained from public sources and/or third-party arrangements and is believed to be reliable as of the date of the article.*

Great Moderation: Lower Lows and Lower Highs on Interest Rates Every Business Cycle



Financial Crisis of a decade and a half ago the Federal Reserve’s policy rate was pegged at zero for years and inflation struggled to rise to the official 2% target. It often flirted with deflation. Economists, policy makers and many investors opined that like Japan, in the wake of that country’s banking crisis in the 1990s, the U.S. was now trapped in an era of falling growth, low inflation, and low interest rates. Former U.S. Treasury Secretary Larry Summers called it “Secular Stagnation” and the “Bond Kings” at PIMCO (Pacific Investment Management Company) Bill Gross and Mohamed El-Erian called this a “New Normal” or “New Neutral”.

When the PIMCO article on the topic was published 10 years ago we pushed back with a counter proposal. What the economic doomsayers were missing, we wrote, was the demographic tsunami coming in the form of the Millennial Generation. At the time the largest single age group of Americans were 24 followed by 23- and 22-year-olds, respectively. The prevailing view was that this was a generation that was stuck at home and unable to “launch.” It was such a popular misconception that Bloomberg Businessweek published a series of ads aimed at shaming millennials to get out there, get a job and subscribe to the publication for their own good.

MARKET COMMENTARY July 28, 2014

**NEITHER NEUTRAL NOR NORMAL**

Paul Dickson  
VP, FIXED INCOME MANAGER

*Why don't you all f-f-fade away?*  
—The Who, My Generation

Quick question: At what year of age is the largest single group of Americans? If you said 24 you would be right. An answer of 23 and 22 would also have been close as they come in 2<sup>nd</sup> and 3<sup>rd</sup>, respectively. There is a tendency to guess some year of Boomers, and 54-year-olds do come in at 4<sup>th</sup> place, but we have a demographic surge coming that few talk much about. At least not compared to how we drone on about the “tsunami” of retiring boomers.

Worries over the retiring boomers are part of many widely held theories that the future path of the U.S. economy is doomed to lower growth, lower inflation.

This gloomy outlook for a world stuck at a stall speed comes at the same time that public discourse is obsessed with the next generation’s failure to launch. We all know the story: Burdened with student loans and living at home with mom and dad, young adults will never, apparently, become fully productive members of society. They won’t be forming families, buying houses or amounting to much.

That characterization, while “schadenfreude-tastic”, is largely reliant on exaggeration and mischaracterization of data. The crushing debt load story has been largely debunked! and the numbers of young adults living at home actually includes those living on college campuses, cutting that scary figure from the Census Bureau in half. This is not to say that young adults

We argued that over the coming decade unprecedented numbers of dynamic young adults would be forming families, buying houses and cars, and essentially turbo-charging the economy just as their Baby Boomer forebears did in the 1990s. We argued that as the generation came into its own it would fundamentally transform the economy.

**2022 | Top 10 American Age Years**

AGE	TOTAL
31	4,834,528
30	4,772,585
29	4,712,899
32	4,702,570
28	4,600,375
33	4,600,116
14	4,526,238
27	4,523,303
34	4,498,123
36	4,489,524

We argued that over the coming decade unprecedented numbers of dynamic young adults would be forming families, buying houses and cars, and essentially turbo-charging the economy just as their Baby Boomer forebears did in the 1990s. We argued that as the generation came into its own it would fundamentally transform the economy. The Pandemic hit as the oldest Millennials were entering their 40s and the bulk of the generation was firmly in their 30's.

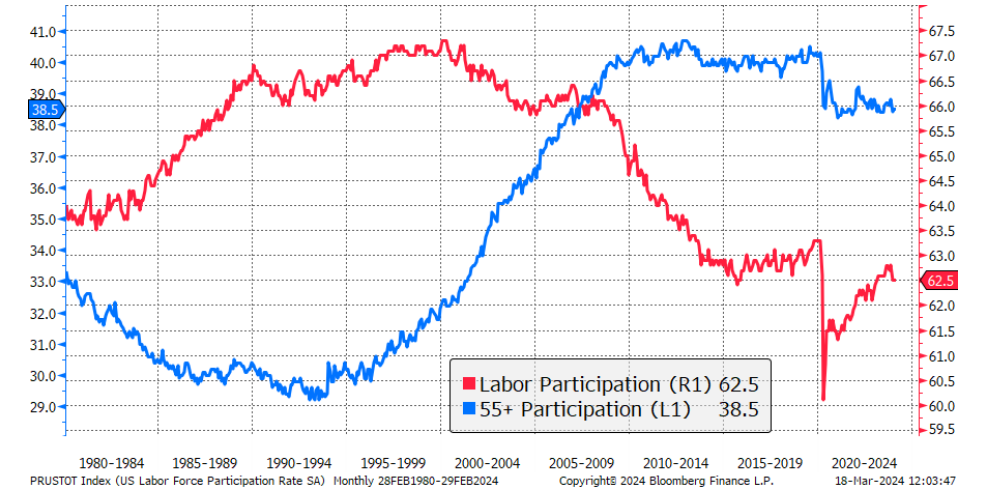
The pent-up demand of these young 30-somethings, having been unable to spend much during lockdown and having just received stimulus checks, was unleashed into an economy ill-prepared for it. Had these young Americans been 20-years older it is likely that the impact would have been more muted but instead demand for everything from housing to used trucks, undeterred in the face of price spikes, propelled economic activity and inflation. Policymakers were flat-footed in the face of it, having convinced themselves that the underlying mechanisms of the Great Moderation remained in place. In fact, in the minutes of the now famous Federal Reserve Meeting of November 3<sup>rd</sup>, 2021, in which inflation was deemed "transitory" participants opined "*that forces already in motion would likely bring inflation down toward 2 percent over the medium term.*" Inflation would continue to rise following that meeting and the Fed's inaugural rate hike would only come four months later in March 2022.

The demographic explanation for the relative health of the U.S. economy is supported when compared to other economies where the dynamic is not the same. China's population is falling (and has recently been surpassed by India's) and is now experiencing deflation, rather than inflation. China's reemergence from the COVID lockdown can be characterized as "a dud". In Western Europe, the Baby Boomers remain the largest generation, never surpassed by a younger one as in the U.S. Growth is resuming in Western Europe, but not nearly as dynamically.

**Party Like it's 1990-Something.**

In many ways the economy of today resembles that of the 1990s when the Baby Boomers were the largest generation and spanned their 30s and 40s. It was also a period of new productivity-spawning technology and one can easily compare the excitement over the advent of the Internet to that of Artificial Intelligence today. Labor participation peaked in 2000 as Boomer workers filled the ranks and Gen-X wasn't large enough to compensate. It wasn't until recently that the numbers started to improve with the onset of the Millennials.

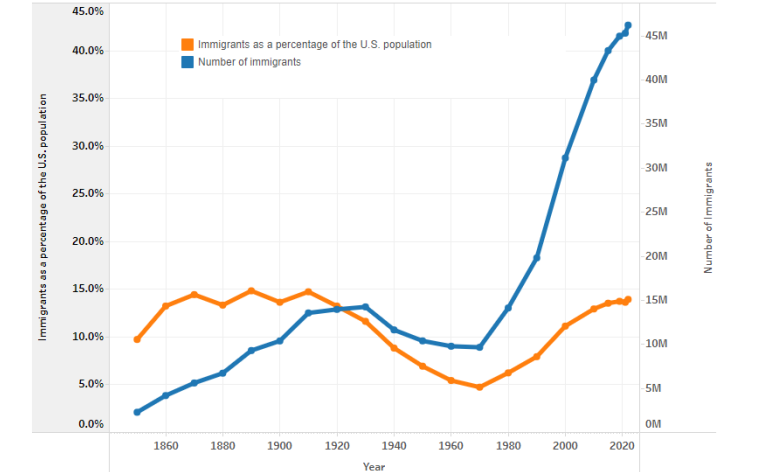
Labor Participation Rate: Overall and 55+



There is one other demographic factor underpinning growth today that echoes the 1990s: immigration. The 1990s saw a resurgence of immigration into the U.S. after a period of decline. It was the beginning of a recovery in the share of foreign-born residents back towards previous levels. A recent Brookings Institute Hamilton Project paper lays out how robust employment numbers can be partially explained by the recovery in immigration. This could explain the month after month employment figures exceeding expert forecasts.

Goldman Sachs has echoed this research with their own estimates that the ongoing pace of immigration looks likely to boost potential real GDP growth by 0.3% to 2.1% from the 1.8% thought to be the base line for the U.S. economy. That might not seem to be a very large number, but it is quite significant. In sum, between the dynamism of the largest generation in U.S. history, the Millennials, entering the prime of their lives and an overall still growing population, the economy might continue to surprise to the upside for some time to come. ▲

Number of Immigrants and Their Share of the Total U.S. Population, 1850-2022



MPI Migration Policy Institute (MPI) Data Hub <https://migrationpolicy.org/topics/data-hub>





WHEN TO OVERHAUL YOUR  
**HR Benefits  
Package**  
FOR EMPLOYEES

Since companies began hiring employees, businesses have relied on wages and salaries to attract top talent. However, the post-COVID-19 hiring and retention landscape is requiring more of employers. For many job-seekers, money is no longer enough. As a result, many businesses are prioritizing their benefits package to attract top talent.

Multiple trends are driving the shift in attention toward employee benefits. Inflation rates hit multi-decade highs in the early 2020s, prompting some jobseekers to demand more from their employers. At the same time, cash-strapped businesses are grappling with their own financial limitations.

With a creative benefits package for employees, businesses can build their appeal to candidates while also controlling their spending on wages and salaries. When all other elements are equal in competitive hiring situations, candidates often choose the offer with the best and most complete supplementary benefits. This article explores the shifting benefits landscape and looks at proven ways you can leverage benefits to attract and retain quality employees.



WANT THE FULL GUIDE TO  
**Building Better  
Benefits Packages?**

*Products offered through HTLF Retirement Services are not FDIC insured and are not bank-guaranteed and may lose value.*

*The information provided herein is general in nature and is not intended to be nor should be construed as specific investment, legal or tax advice. The factual information has been obtained from sources believed to be reliable, but is not guaranteed as to accuracy or completeness. HTLF Retirement Plan Services makes no warranties with regard to the information or results obtained by its use and disclaims any liability arising out of your use of, or reliance on it.*



BUILD A

# Better Benefits Package

FOR EMPLOYEES

To create a compelling benefits package for employees, it may no longer be enough to simply offer generic healthcare and retirement benefits. Instead, businesses might want to consider a dynamic set of interrelated factors that recognize the “human” aspects of human resources.

To these ends, the following strategic best practices can help you build a better benefits package for employees while staying mindful of your financial realities:

## Conduct a Benefits Survey and Analysis

Employee benefits surveys provide a way to get honest feedback from current team members. Anonymity tools prompt higher levels of participant honesty, so businesses can make reliable assessments of where and how their current benefits programs succeed and fail.

The more data you collect, the more reliable your results can be. To encourage participation, businesses might offer a modest but enticing reward to employees who submit a completed survey.

## Align Your Benefits with Your Business Goals and Values

Businesses can also drive engagement among employees and advance core business objectives by aligning organizational goals with their benefits package. This might involve using benefits programs to express and advance the organization’s underlying philosophy. Aligning a business’ goals with its benefits programs can help build positive internal cultures that foster stronger long-term relationships with employees.

## Balance the Cost and Value of Your Benefits

In designing a benefits package, businesses should consider balancing financial realities with their desire to impress employees and take better care of their health and well-being. As such, businesses need to be strategic to control costs while maximizing the appeal and impact of their employee benefits programs. Explore which benefits are mandatory vs. voluntary and assess what works best for your company culture.

## Negotiate Favorable Terms with Providers and Vendors

Many types of benefits involve third-party vendors and providers, who partner with companies to manage and administer benefits. Major examples might include healthcare coverage, disability insurance, retirement plan administration and life insurance.

Individualization has also become important.

More employers are creating personalized packages that recognize the distinct uniqueness and needs of each team member.

## Enhancing Employee Retirement Benefits

The HTLF Retirement Plan Services (RPS) Team of experts can help you minimize your fiduciary liability by offering investment oversight, such as investment fiduciary services, due diligence support for fiduciaries, employee financial wellness education, investment options, and plan design consultation. Partnering with one of our Retirement Client Advisors is especially critical in an evolving regulatory landscape defined by market volatility, uncertainty, inflation, and rising administrative costs.

## Communicate and Educate Your Employees About Your Benefits

Communication and employee education are important aspects of benefits administration. You can build the most incredible benefits package for employees of any company in your industry, but your efforts could still fail to generate meaningful returns if your employees don’t know about the benefits available to them.

## Craft Your Employee Benefits Package with a Retirement Client Advisor

In addition to HTLF Bank’s treasury and payment solutions for commercial clients, HTLF Bank provides retirement benefits planning services through HTLF Retirement Plan Services. HTLF Retirement Plan Services has helped enterprises of all sizes. If you want to create a better benefits package for your employees, we can help you differentiate your company in the current challenging labor market. Contact HTLF Retirement Plan Services and arrange for a personalized session with one of our Retirement Client Advisors. ▲

## Taking Advantage of Subsidies and Tax Incentives

Government subsidies and tax-based incentives can also help businesses reduce and control their out-of-pocket spending on benefits. You may be able to maximize these advantages by building a benefits package for employees that prioritizes advantaged offerings including 401K or IRA, Flexible Spending Accounts (FSAs), Health Savings Accounts (HSAs), or commuter benefits.

*HTLF Retirement Plan Services are offered through HTLF Bank. Products offered through HTLF Retirement Services are not FDIC insured and are not bank-guaranteed and may lose value.*



# How Employee Retention Impacts Organizational Health

By Paul Dadlez  
SVP, HTLF Director of Wealth Strategy



Ever since 2020, hiring has taken a turn. The market is competitive, and employees are seeking more work-life balance. As such, staffing shortages and high turnover continue to create challenges for organizations. Business leaders who successfully navigate these challenges understand that taking care of their employees' well-being creates a loyal, effective team.

It's not just a nice thing to do, it's smart — directly impacting productivity, engagement, and retention.

Data on unemployment is not forecasted to get any better in the next five years. We're seeing a huge demographic shift. Generation Z and Generation Alpha have different needs than their parents. In order to create a productive work environment, we must adjust.

As leaders, we are called to put ourselves in our employees' shoes and discover their barriers to success. People are better able to contribute when they aren't burdened with distractions.

Over the last 25 years, I've been strikingly impressed with business owners who take a vested interest in the people who helped them get where they are. They take a personal approach to their management style and make sure their employees' needs are met.

## Employee Health & Engagement in the Numbers

When you take care of your employees, they take care of you. In fact, the McKinsey Health Institute's 2023 survey of more than 30,000 employees across 30 countries found that employees who had positive work experiences reported better holistic health, are more innovative at work, and have improved job performance.

On the other hand, when companies don't prioritize employee well-being, they pay for it in other ways. "Organizations pay a high price for failure to address workplace factors that strongly correlate with burnout... Unprecedented levels of employee turnover — a global phenomenon we describe as the Great Attrition — make these costs more visible. Hidden costs to employers also include absenteeism, lower engagement, and decreased productivity," states McKinsey Health Institute.

It is extremely expensive to replace talented workers — especially when they're in high demand. So, what causes employees to churn? The three primary factors include: Compensation, economic environment, and career growth opportunities.

That said, businesses can take a proactive approach to employee well-being and engagement by:

- Providing competitive compensation
- Helping with work-life balance
- Offering wellness programs
- Surveying employees for feedback
- Taking action on the feedback to enhance employee experience

While these efforts do require some work, it's well worth the value in the end. So, how do you make these changes a reality?

When you create safe spaces for your team to share ideas, exchange perspectives and learn from each other, you cultivate a more motivated and inspired team.



Paul Dadlez  
SVP, HTLF Director of Wealth



## Creating a Culture of Value

When it comes to competitive compensation, it's important to survey the market to gain insight into average compensation packages. How do your offerings compare to the competition? What other benefits outside of salary are you providing to employees as incentives? Competitive compensation, healthcare benefits and 401K plans are absolute drivers in employee retention.

While compensation and benefits are critical, managers must also practice empathetic engagement. Ever hear the saying, "People don't leave companies, they leave their bosses"? This statement rings true in many scenarios. Employees want to be part of the conversation. As leaders, it's important to provide a safe space for them to listen, learn, and voice their opinions in order for them to grow.

Organizational leaders that act as advisors and consultants to their employees create an environment that encourages education, information sharing and collaboration. When you create safe spaces for your team to share ideas, exchange perspectives and learn from each other, you cultivate a more motivated and inspired team.

When it comes to developing talent, one way to engage skilled contributors is to promote from within. If you have a star player that exhibits great leadership skills, produces great work and contributes a positive influence on the team, they can take over priority projects and help identify other talented leaders along the way. By relying on your team and their insight, you're fostering a genuine sense of community, connecting to the organization's mission and values, and building trust with individuals on your team.



### Experts recommend asking targeted questions that allow for detailed responses. Some questions that can help orient your benefits program may be:

- ▶ Do you find it easy or difficult to access your current benefits?
- ▶ Are you satisfied with your benefits package? Why or why not?
- ▶ Which of your current benefits do you consider the most important?
- ▶ Did our benefits package for employees influence your decision to work here?
- ▶ How well does your current benefits package meet your needs (on a scale of 0–5 or 0–10)?

You can also ask similar questions with reference to specific elements of your benefits package, such as matching retirement contributions, stock options, health and wellness, transportation, professional development, parental leave, and so on. When analyzing responses, look for clear trends that indicate specific strengths and shortcomings.

In today's corporate environment, leaders must build a culture of trust, mutual investment and growth. It's these key elements that create a community where employees want to stay.



## Support in and out of the Office

**I make it a priority to truly know and support my people on a personal level through open dialogue and leading by example.** When times get tough in their personal lives, I want them to know I have their back and they can come to me to find support.

One of the biggest drivers of attrition is financial stress and lack of literacy around personal finance. So many people, especially younger generations, are drowning in student debt, struggling to save and feeling hopeless about their ability to build wealth or retire comfortably one day.

Employers can help by educating staff and providing resources for budgeting, debt management, investment and holistic financial planning. As financial professionals, we want to help our employees plan for financial freedom and provide the tools they need to make that a reality. When you advocate for your people, you help them create a better financial future and that alone builds trust and loyalty.

In addition to providing financial resources, we need to support our employees beyond their 9-5 with flexible scheduling, work-from-home options, parental leave, student loan repayment assistance, time off to volunteer and more.

Your employees have career aspirations. Whether it's with your organization or elsewhere, it's your job as a leader to foster their growth. Through continuous training,

development opportunities and promotions, you can inspire your employees to be their best. I tell my team I want them to be skilled and marketable no matter where they go. We give them the opportunity to do just that, but it's our rewarding culture that makes them want to stay with us.

In today's corporate environment, leaders must build a culture of trust, mutual investment and growth. It's these key elements that create a community where employees want to stay. No one wants to leave a culture that nourishes their overall well-being.

It's not just lip service. Building this culture requires considerable effort and resources. In the end, it all pays off with increased employee retention, productivity, morale and the ability to attract top talent. Happy employees result in happy customers.

In today's environment where employees have more leverage than ever before, employers must be mindful of what it takes to keep their best people. We must step up, engage and remain consistent in our approach. When you value your employees as more than just workers, you reap the rewards in a variety of valuable ways. ▲



## Why Small Businesses Need

# CREDIT CARDS

Between rent, inventory and payroll, it can be difficult for business owners to decipher what means they'll need to cover expenses. Even if there's enough cash on hand to fulfill the obligations, an unexpected cost could derail your operation. Many business owners leverage business credit cards to supplement their expense funds.

High interest rates might make you hesitant to open a credit card for your business. However, a business card can alleviate both expected and unexpected financial circumstances.

## Benefits of Having a Business Credit Card

While charging an open line of credit for business expenses might seem daunting, business cards provide excellent means for business owners to stay ahead. For instance, business credit cards create separation from your personal finances. By leveraging a business-specific credit card, you're building a healthy credit score for your business. Typically, a well-established credit history helps to reduce financing costs for large purchases.

*Do you plan to scale your business in the future? If so, then you may want to consider building up its credit score now. Doing so might help you get more favorable terms on future loans.*

Credit card companies often offer small business owners personalized benefits and rewards. Think cash back on business-related purchases or discounts with partner companies.

Finally, a business credit card may be an opportunity to improve your cash flow. Typically, your line of credit covers expenses that can't be paid with a credit card such as payroll or leases, but a business credit card's grace period makes it easier for you to navigate the gaps between outgoing expenses and incoming revenue.

## Commingling: Using a Regular Credit Card for Business

**Yes, you can use your personal credit card for business expenses.** But the real question is, should you? The answer depends on your goals for your business. Business credit cards sometimes offer perks that their personal counterparts do not; these perks may come in the form of travel rewards or cash-back for business-related purchases.

However, there are other, less immediately apparent benefits as well. When you separate your personal and professional finances, your accounting books remain clean. This makes it easier to prepare both personal and business taxes.

In fact, when you commingle your business and individual finances, you are potentially "piercing the veil" of protection that your business's legal entity offers. You may then be held personally liable for your business's debts or lawsuits.

In short, without separate business and personal accounts, you are running a legal risk while increasing your error margins for accounting procedures.



## Safeguard Working Capital Against Fraud with a Business Credit Card

Small businesses are frequently targeted for debit card scams because they often do not have the security infrastructure of larger organizations. A business credit card can help limit your liability in the event your business credit card is used without your permission.

However, there are still a few best practices you should follow even after switching to a business card that can further minimize your exposure to security concerns.

*Regularly review your statements for any suspicious activity. This helps you catch fraudulent charges as early as possible. If you do happen to spot a suspicious transaction, freeze the card immediately to prevent further theft.*

In addition, certain employees are authorized to make purchases on behalf of your business. As such, it might be wise to get them their own credit card tied to the company account. This way, statements are readily available for you to review and charges are documented by card number. Employee misuse is a potentially serious risk – so it is important to have oversight over all expenses charged to your business account.

## Understanding the TYPES OF BUSINESS CREDIT CARDS

There are several different types of business credit cards. The right one for you will depend on your unique situation.



Cash-back business cards offer a small percentage of cash back on every purchase. Some may even offer a higher percentage back for specific types of purchases, such as office supplies or utilities. So, if you can find a business card that offers high cash-back rewards for the types of purchases you often make in your line of work, then you could potentially see significant cost savings.



On the other hand, travel business cards provide miles or points for related purchases that can cut down on future expenses. Businesses that require extensive travel tend to be able to save the most by choosing a credit card tailored to travel rewards.



In addition, some cards are specifically designed to improve your cash flow. If you can get a card with favorable terms like 0% APR for 12 months and no annual fee, you can leverage early vendor payment terms to extend your accounts payable (AP) cycle. ▲

## Financial Planning for New Business Owners

By Chris LeFever  
SVP, HTLF Director of Business Banking



Starting a new business is exciting, but many business owners are entering uncharted territory when it comes to managing cash flow. I've seen so many small business owners underestimate how much cash it takes to keep their company running, especially in the early days.

In my 30 years of experience, I've learned that the most successful small business owners are the ones that take the time to project every expense, consult with financial professionals to get accounting templates and create a 13-week rolling cash flow cycle to reference. If this sounds like a lot of planning, it is, but the payoff is invaluable.

I've advised many small business owners in my day, so let's get down to brass tacks. How much cash does a company need to operate? How do business owners get more accurate projections? What needs to be accounted for at every stage of growth?

Since every business is unique, there is no one way to answer these questions or achieve success. That said, I have a few insights that might help new business owners get a head start on their financial planning. Let's start here.

## Your Business Plan Needs a Business Owner Plan

Everyone knows that it's best practice to have a business plan, but what's even more important, in my opinion, is for the business owner to have a plan for themselves. They need to ask these important questions before they hit the ground running:

- What do I want to accomplish?
- How do I want to accomplish it?
- In what timeframe do I want to complete these tasks?
- Am I being realistic in my goals and timeframes?
- What is the cost of getting to where I want to be?
- What are my funding options to get started?
- How will I keep cash flow coming?

Whether you raise seed funding, use your home equity, leverage savings, or approach friends and family to invest, you have funding options. My advice? Start building relationships with investors before you need money. Have a compelling business plan, a solid financial model and a growth strategy ready to present prospective investors.

The Small Business Association (SBA) and local Chamber of Commerce are great resources to utilize as you get started. Many have local grants for new business entrepreneurs.

▶ In a small business, and any business, really, employees keep your dreams alive. They work day in and day out to help your company achieve its goals.

## A Small Business Is Comprised of Dedicated Employees

When you think of financing a small business, employees may be referred to as resources, payroll expenses, and overhead. However, the cost of running a good business requires top talent and that's exactly why employee satisfaction is essential. When I first meet clients, I always ask these entrepreneurs what motivates them to get up and do what they do every single day.

I will never forget the one client who pondered the question, walked up to the window, and shared that his motivation comes from seeing his employees' 30 cars in the parking lot. At least half of them are homeowners and knowing that he helped them get there was all the motivation he needed to keep building his business.

In a small business, and any business, really, employees keep your dreams alive. They work day in and day out to help your company achieve its goals. Here are a few practical tips I share with my clients to help them retain top talent:

- Be transparent with your employees, providing context for business decisions when it matters.
- Provide opportunities for work/life balance, including alternative working conditions (remote/hybrid/in-office) that offer peace of mind.
- Offer competitive benefits packages that go beyond standard healthcare and include mental wellness, community volunteering or flexible work schedules.

Finally, the golden rule always applies here. Just be a good human and the rest will follow. When you prioritize employee satisfaction, your bottom line will thank you for it.

## Managing Cash Flow for a Healthy Bottom Line

Speaking of your bottom line, every business needs a healthy balance sheet. That all starts with proper cash management. I learned an immensely helpful tip years ago that I still teach my bankers today. When a small business owner comes in looking for financial advice, we start the conversation asking them six simple questions:

1. Who will you pay?
2. Why will you pay them?
3. How will you pay them?
4. Who will pay you?
5. Why will they pay you?
6. How will they pay you?

While these questions are simple, many business owners have yet to list out all their vendors, suppliers and operating expenses that will appear regularly in their balance sheet. In order to project cash flow accurately, these key accounts must be documented. Once these transactions are documented, we recommend that the business owners take the following steps:

1. Understand when, how, and why money flows in and out of your business.
2. Negotiate the terms of your payables, extending payment deadlines where possible.
3. Negotiate the terms of your receivables, creating small incentives for early payment.
4. Leverage commercial credit cards that offer 30–40-day float before charging interest.
5. Set up different bank accounts for daily operating expenses, payroll, and excess cash.
6. Check your bank accounts daily to ensure you are protected from fraud.

## Mitigating Risk and Finding Support

Many banks offer commercial financial consulting services and fraud-prevention products. All divisions of HTLF have accounts with Positive Pay, which enables clients to review a payment before the bank releases the funds to a recipient. In addition, ACH banking and two-factor authentication help minimize the risk of fraud.

New business owners have a steep learning curve, but finding financial guidance can help them prevail. Surround yourself with trusted advisors like a banker and an accountant to help you understand cash flow, operating expenses and red flags for fraud. These resources are incredibly valuable as you start your new business and continue to grow.

We take pride in helping our commercial clients achieve their dreams and look forward to learning about your dreams by helping you achieve your business' financial goals. ▲





# Is your business credit card truly optimized for your unique needs?

As your banking partner, we are committed to providing tailored solutions that boost your bottom line and maximize your potential. Earn more with our rewarding card programs that can be tailored to your purchasing habits.



## Commercial ONE Card

Empower your business, gain a strategic advantage, earn as you transact — **enjoy seamless success!**

### Streamline AP Process

Scalable solutions integrated with your processes to drive efficiency

### Mitigate Payment Fraud

Reduce cost and fraud risk by minimizing check payments

### Optimize Working Capital

Pay vendors now, and pay us when your statement is due

### Get Paid to Grow

Earn revenue share on your card purchases



## Business Card

**Strike the perfect balance** between growing your business and maintaining an optimal level of working capital.

### No Annual Fee

**0% APR<sup>1</sup>**  
for first 12 billing cycles on purchases and balance transfers

### Cash Back Rewards<sup>2</sup>

**5% - Office Supply Stores**  
on your first \$10,000 in net spend annually

**2% - Restaurants and Gas**  
on your first \$20,000 in combined net spend annually

**1% - All Other Qualifying Purchases**  
with no spend limit



<sup>1</sup> 0% intro Annual Percentage Rate (APR) for the first 12 months from the date of account opening. After first 12 months, the APR will be 18.00%. This APR will vary with the market based on the Prime Rate. THIS OFFER SUPERSEDES ALL PRIOR OFFERS. Rates and fees are accurate as of 04/26/2024 and are subject to change. **Balance Transfers:** Total balance transfers may not exceed the credit limit assigned. Balance transfers do not qualify for the Rewards Program. You may not transfer an existing balance on any account issued by HTLF Card Services or any of its affiliates. Contact banker for full Small Business Credit Card disclosures.

<sup>2</sup> 5% Cash Back Rewards on the first \$10,000 net spend annually at office supply stores. 2% Cash Back Rewards on the first \$20,000 combined net spend annually between restaurants and gas. Spend over this amount will receive 1% Cash Back Rewards on net purchases. Points can be redeemed for a credit to your credit card account or deposit account held at a domestic United States Financial Institution. Minimum point redemption amount applies. Review the program's terms and conditions at scorecardrewards.com or call ScoreCard Customer Service at 1-800-854-0790. The program's rules can change at any time without notice. Void where prohibited or restricted by law.

Normal underwriting guidelines apply. See banker for details. Credit Cards are issued and serviced by HTLF Bank d/b/a HTLF Bank Card Services. Contact your banker for full account disclosures. Geographic restrictions may apply.

HTLF Bank is Member FDIC

**Our Commercial Banking Team is ready to help your business grow.**  
Scan the QR codes to learn more about our Commercial ONE and Business Credit Cards.



[firstbanktexas.com](http://firstbanktexas.com)

9816 SLIDE ROAD | LUBBOCK, TX 79424  
877.280.1864

**JAMES ARNOLD**  
President & CEO

**ALLISON BALL**  
Commercial Banking  
Assistant Lead

**ANDY MARTIN**  
Ag/Commercial Team Lead

**ASHTYN FOLKNER**  
Commercial Banking Assistant

**BRENDON FLEISCHHAUER**  
Business Banker

**BRET MOODY**  
Head of Commercial

**CARLA BYERS**  
Commercial Banking Assistant

**CATHERINE PAULINO  
SALCIDO**  
Business Banker

**DAVID GREEN**  
Commercial Team Lead

**DAVID TERRY**  
Commercial Team Lead

**DAWN LITTLE**  
Ag/Commercial Banker

**DENA LANGEHENNIG**  
Commercial Banking  
Assistant Lead

**DIANNE CLIFTON**  
Commercial Banking Assistant  
Supervisor

**ERIC SCHAFF**  
Business Banker Team Lead

**FELIX CEDILLO**  
Commercial Banker

**GARRETT BIRD**  
Commercial Banker

**JAKE CRENWELGE**  
Commercial Banker

**JANICE PRICE**  
Commercial Banking Assistant

**JARROD EDWARDS**  
Commercial Banker

**JESSICA SEGOVIA**  
Business Banker

**JESSICA SPARKMAN**  
Commercial Banker

**JIMMY GOMEZ JR.**  
Small Business Specialist

**JOEY MALDONADO**  
Commercial Banker

**JOHNNY EARP IV**  
Ag/Commercial Banker

**JOSH GREER**  
Commercial Banker

**JULI GOULD**  
Commercial Banking Assistant

**JUVANY SOLIS HIDALGO**  
Commercial Banking Assistant

**LOGAN MULLER**  
Commercial Banking Intern

**MAKENNA PARSONS**  
Commercial Banking  
Assistant Lead

**MICAH HORN**  
Ag/Commercial Banker

**MICHAEL CRUMP**  
Commercial Team Lead

**RANDY GIBSON**  
Commercial Banker

**REBECCA FERNANDEZ**  
Commercial Banking Assistant

**ROSA ERCULIANI**  
Construction Banker

**TINA SHARP**  
Business Banker

**TY COX**  
Commercial Team Lead

**WESTON JOHNSON**  
Commercial Banker

**YVETTE DIAZ**  
Commercial Banking Assistant



HTLF Bank is Member FDIC and  Equal Housing Lender